

cnPilot™ e425, e430

Wall Plate Wi-Fi Access Points

802.11ac Wave 2 Wall Plate Access Point with Multi-Function Ethernet Ports

QUICK LOOK:

Cambium Networks wall plate access points (AP) put personal Wi-Fi in the room where people and devices connect. Designed for discreet installation on a flat wall surface or over a wiring box. Both of these high-powered wall plate AP's include enterprise-grade seamless roaming, automated RF control, beamforming and the latest 802.11ac Wave 2 technology.

e425	e430
802.11a/b/g/n/ac Wave 2	
5 GHz (2x2), 2.4 GHz (2x2)	
e425: passive PoE out; e430: 802.3af compliant PoE out	
25 dBm EIRP (5 GHz); 27 dBm EIRP (2.4 GHz)	25dBm EIRP (5 GHz); 26dBm EIRP (2.4 GHz)
Three-Gigabit Ethernet	Four-Gigabit Ethernet



CLOUD-MANAGED ACCESS

All cnPilot access points are managed by cnMaestro from the cloud, an on-premises VM or a private datacenter. cnMaestro provides single-pane-of-glass dashboard for Wi-Fi, Ethernet, fixed wireless broadband and service provider home routers.

- Zero-touch onboarding
- Inventory reports, mass configuration and upgrade
- Dashboard views with alarms and key performance metrics
- Remote troubleshooting tools
- Hierarchical device organization
- Cloud managed guest portal with social login, vouchers, rate, time and throughput limits

cnMaestro Essential cloud management is included at no additional cost. There are no setup fees, licenses or recurring costs. cnMaestro includes detailed network statistics, channel utilization graphs, and integrated remote troubleshooting tools to ensure service is always on. Wall plate AP's are ideal for hotels, dormitory housing, MDU, and micro-cell Wi-Fi where fast installation and discreet aesthetics are desired.

DO-NOT-DISTURB HOTEL DESIGN

Hotel guests connect to Wi-Fi before turning on the TV. Wi-Fi is a must-have to stay connected with coworkers, family and social media. With the e425 and e430 wall plate AP, the guest will be delighted with a perfect connection to all their devices. Customize the cloud-managed guest access with a fully configurable cloud portal with templates, point and click interface, or HTML CSS.

DESIGNED FOR FAST INSTALLATION

e425 and e430 install quickly over a standard wiring box, or to other boxes and surfaces using the optional mounting adapters. e425 has three gigabit Ethernet ports, while the e430 has four gigabit Ethernet ports. All ports support 802.1Q VLANs, IGMP, switched virtual interface layer 3 routing, DHCP, and firewall. Deliver 15 watts of operating power to an external device such as a VoIP phone, an in-room IoT hub or even another AP. VLAN and IP segmentation allows secure connections to a TV set-top box, laptop, printer, or any networked device.

cnPilot™ e425, e430 Indoor Wi-Fi Access Points

Access Point Specifications

	e425	e430
US-FCC	Ch 1-11, 36-64, 100-144, 149-165	Ch 1-11, 36-64, 100-144, 149-165
ISED Canada	Ch 1-11, 36-64, 100-116, 149-165	Ch 1-11, 36-64, 100-116, 149-165
EU-ETSI	Ch 1-13, 36-64, 100-140	Ch 1-13, 36-64, 100-140
ROW	Ch 1-13, 36-64, 100-144, 149-173 <i>Individual country limits apply</i>	Ch 1-13, 36-64, 100-144, 149-173 <i>Individual country limits apply</i>
Radios	1 x 5 GHz radio (802.11a/n/ac Wave 2), 2x2 1 x 2.4 GHz (802.11b/g/n), 2x2 SU-MIMO / MU-MIMO: 2 streams	1 x 5 GHz radio (802.11a/n/ac Wave 2), 2x2 1 x 2.4 GHz (802.11b/g/n), 2x2 SU-MIMO / MU-MIMO: 2 streams Integrated Bluetooth Smart radio
Wi-Fi	802.11 a/b/g/n/ac Wave 2	802.11 a/b/g/n/ac Wave 2
SSID Security	WPA2 (802.11i), WPA2 Enterprise (802.1x/EAP), WPA PSK, Open	
Max PHY Rate	2.4 GHz radio: 300 Mbps	5 GHz radio: 867 Mbps
Ethernet	Three IEEE Gigabit Ethernet auto sensing	Four IEEE Gigabit Ethernet auto sensing
USB port	Yes	-
Antenna	Internal omni-directional 2.4 GHz: 3.84 dBi 5 GHz: 4.08 dBi	Internal omni-directional 2.4 GHz: 3.57 dBi 5 GHz: 4.96 dBi
Max EIRP	2.4 GHz: 27 dBm 5 GHz: 25 dBm (EIRP limited by country regulations)	2.4 GHz: 26 dBm 5 GHz: 25 dBm (EIRP limited by country regulations)
WLAN	100 clients, 32 SSIDs (16 per radio) WPA-TKIP, WPA2 AES, 802.1x, 802.11w PMF	256 clients, 32 SSIDs (16 per radio) WPA-TKIP, WPA2 AES, 802.1x, 802.11w PMF
Power	802.3af or 802.3at powered device Typical load, no power out: 8 W Typical load, with 15.4 W power out: 24 W	Typical load, no power out: 9 W Typical load, with 15.4 W power out: 25 W Power out: 15.4 W when input is 802.3at 2.1 mm DC barrel connector, 48 V
MTBF	511k hours at 25C; 121.79k hours 45C	261k hours at 25C, 121.79k hours 45C
Dimensions	147 mm x 94 mm x 32 mm (5.79 in x 3.7 in x 1.26 in)	147 mm x 94 mm x 32 mm (5.79 in x 3.7 in x 1.26 in)
Weight	268 g (0.59 lb)	390 g (0.86 lb)
Security	Kensington lock slot, secure bracket	Kensington lock slot, secure bracket
LEDs	Tri-color status LEDs	Tri-color status LEDs
Ambient Operation Temperature	0°C to 40°C (32°F to 104°F)	0°C to 40°C (32°F to 104°F)
Storage Temperature	-40°C to 70°C (-40°C to 158°F)	-40°C to 70°C (-40°C to 158°F)
Humidity	95% RH non-condensing	95% RH non-condensing
Certifications (compliance)	802.11u, HotSpot 2.0, 802.11 a/b/g/n/ac, PP2.0 FCC, IC, ETSI, CE, EN 60601-1-2, IEC60950	

cnPilot™ e425, e430 Indoor Wi-Fi Access Points

Network Specifications

Authentication Encryption 802.1x EAP-SIM/AKA/AKA'/FAST, EAP-PEAP, EAP-TTLS, EAP-TLS/MSCHAPv2, PEAPv0/PEAPv1
MAC authentication to local database (on AP, on Controller) or external RADIUS. MAC auth fallback to guest portal

Scheduled WLAN On/off by day, week, time of day

APIs RESTful management and statistics API
Presence location API
Splunk WebSocket integration, WebSocket
DNS, NAT, TCP connection log

QoS 802.11e/WMM QoS. DSCP/ToS mapping

VLAN 802.11Q, max 4096

Fast Roaming 802.11r, OKC, cnMaestro assisted roam

Sticky Client Enhanced roaming with thresholds

Mesh Multi-hop (2), either band

Channel Selection Auto RF: Manual, or automatic

Network NAT, NAT logging firewall, DOS protection, L2/L3/DNS ACL, DHCP server, DHCP Relay option 82
LLDP, IGMP v1, v2
VLAN Pooling, RADIUS attribute VID
VLAN per SSID, per user
Integrated WIDS (wireless intrusion detection)

Band Steer Load Balance Yes

Tunnel L2TPv2, L2GRE, PPPoE

Network and RF Management Tools Out-of-band RF spectrum analysis, RF monitor with channel/noise/interference, wired and wireless remote packet capture, ZapD performance tool, rogue AP detection

Management

Interfaces HTTP / HTTPS web interface, SSH, Telnet
SNMP V1, V2, V3
Syslog, SNMP traps, NTP

Deployment cnMaestro Cloud, cnMaestro on-premises, Standalone AP

Services Monetized guest portal with design tools

Captive Portal **Portal features hosted on cnMaestro:**
Design templates, customization tools
supports 3rd party external portal
RADIUS/LDAP/Click Through authentication
Active Directory, Google, Facebook, Office 365, OAuth 2.0
Data Rate/Throughput limits, Time duration

Portal features hosted on the AP:
supports 3rd party external portal
RADIUS/LDAP/Click Through authentication
Data Rate/Throughput limits, Time duration

Hotspot 2.0 802.11u, HotSpot 2.0

Accounting RADIUS accounting, load balancing AAA servers, Dynamic Authorization COA, DM

Service Availability Critical network resource monitor with SSID shutdown

cnPilot™ e425, e430 Indoor Wi-Fi Access Points

e430H Solution Architecture View

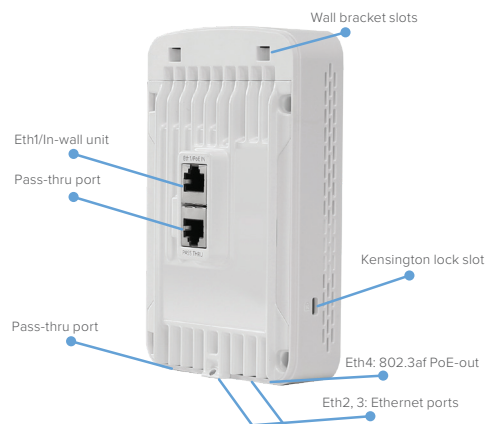


e430H Radio Unit and Accessories


Dual band
2x2 802.11ac
Wave 2
MU-MIMO +
Integrated
BLE




e430H Radio Front Facing




e430H Radio Rear Facing




Optional Accessory: Desktop Stand



Optional Accessory:
Single-Gang Bracket



Optional Accessory:
Dual-Gang Bracket



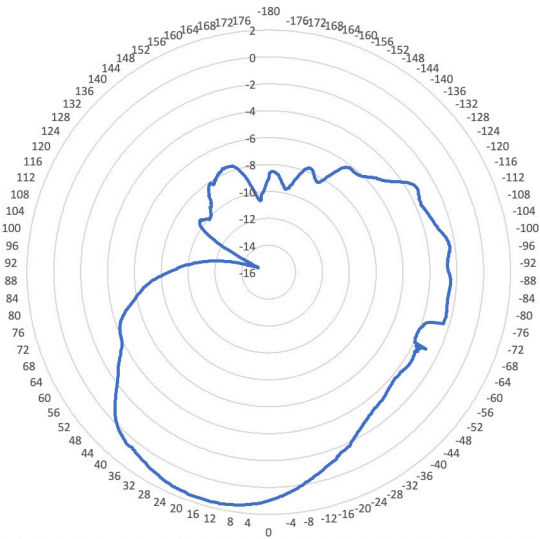
Optional Accessory:
Generic Wall Bracket

The e430H is designed to be powered by an external PoE injector. Alternatively, it may be powered by an external 48V/1A DC adapter (sold separately). Other optional accessories are available for separate purchase.

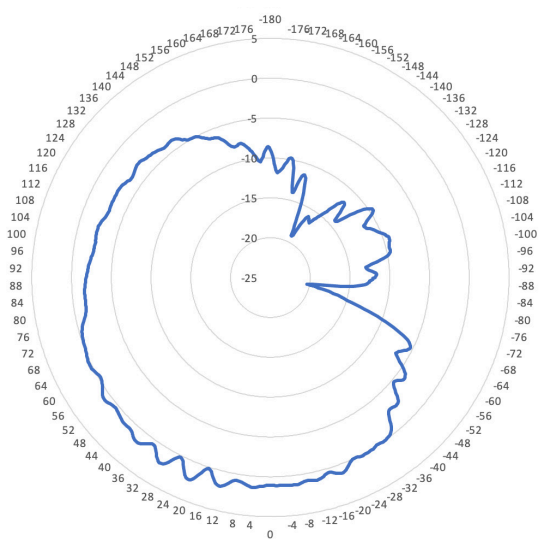
cnPilot™ e425, e430 Indoor Wi-Fi Access Points

e425 Antenna Patterns

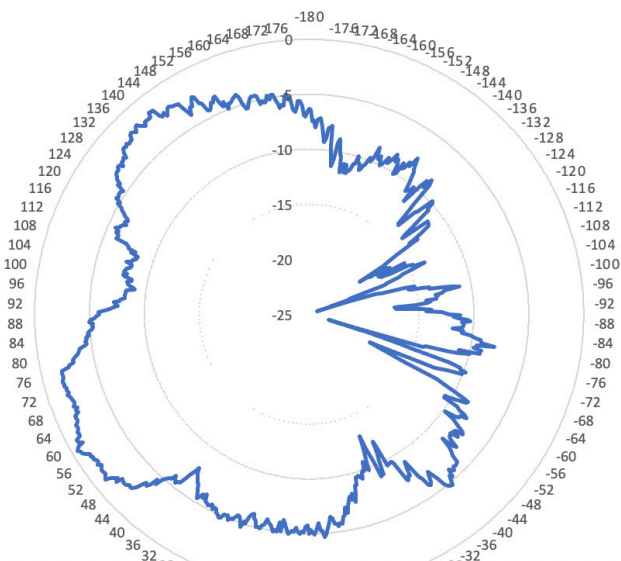
2.4 GHz Elevation



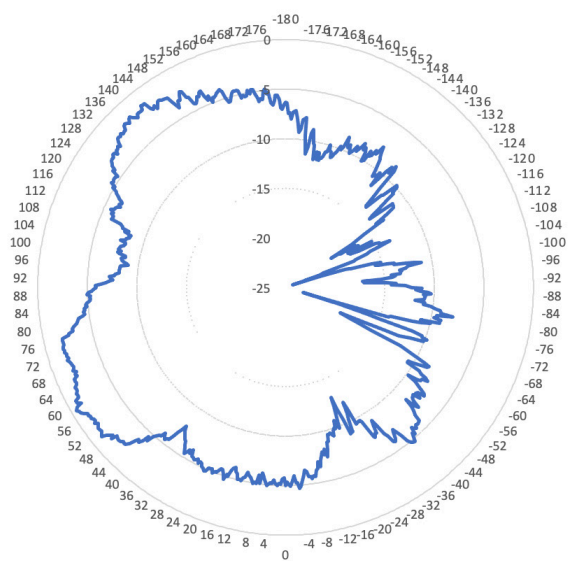
2.4 GHz Azimuth



5 GHz Elevation



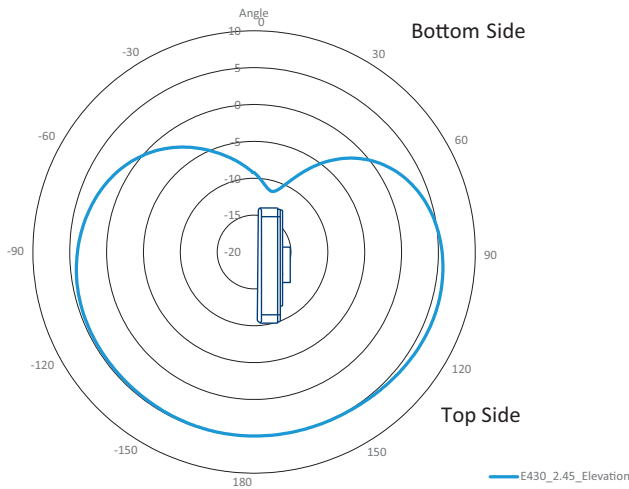
5 GHz Azimuth



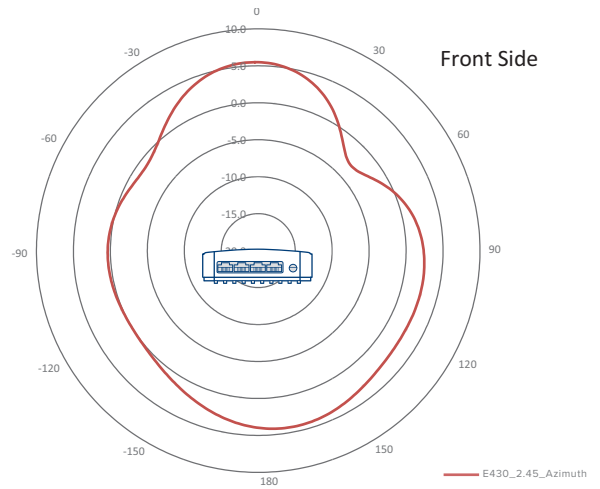
cnPilot™ e425, e430 Indoor Wi-Fi Access Points

e430 Antenna Patterns

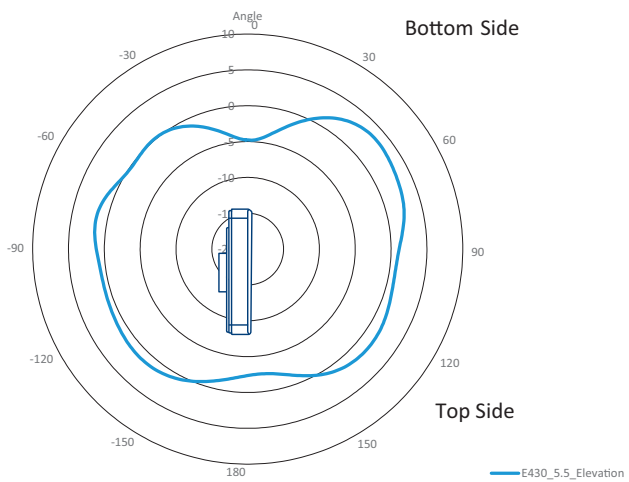
2.4 GHz Elevation



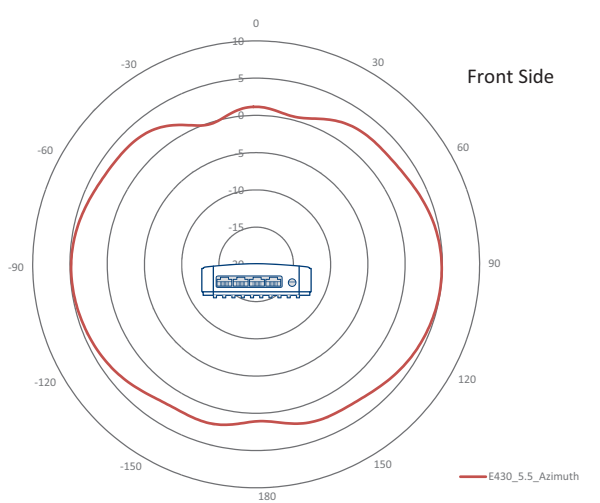
2.4 GHz Azimuth



5 GHz Elevation



5 GHz Azimuth



Standards

Wi-Fi Protocols	VHT MCS rates, 16/64/256-QAM, HT20/40/80 MHz
	Transmit beamsteering, Airtime Fairness, AMSDU, AMPDU, RIFS, STBC, LDPC
	MIMO Power Save, MRC, BPSK, QPSK, CCK, DSSS, OFDM. IEEE 802.11d/e/h/i/k/r/u/v

cnPilot™ e425, e430 Indoor Wi-Fi Access Points

Ordering Information

PL-E425H00A-US	e425H Indoor (FCC) 802.11ac Wave 2, Wall plate WLAN AP w/ single-gang wall bracket
PL-E425H00A-EU	e425H Indoor (EU) 802.11ac Wave 2, Wall plate WLAN AP w/ single-gang wall bracket
PL-E425H00A-RW	e425H Indoor (ROW) 802.11ac Wave 2, Wall plate WLAN AP w/ single-gang wall bracket
PL-E425H00A-IL	e425H Indoor (Israel) 802.11ac Wave 2, Wall plate WLAN AP w/ single-gang wall bracket
PL-E425H00A-CA	e425H Indoor (Canada) 802.11ac Wave 2, 2x2, Wall plate AP with single-gang wall bracket
PL-E425H00A-US	e425H Indoor (FCC) 802.11ac Wave 2, Wall plate WLAN AP w/ single-gang wall bracket
PL-E430H00A-US	e430H Indoor (FCC) 802.11ac Wave 2, 2x2, Wall plate WLAN AP with single-gang wall bracket
PL-E430H00A-EU	e430H Indoor (EU) 802.11ac Wave 2, 2x2, Wall plate WLAN AP with single-gang wall bracket
PL-E430H00A-RW	e430H Indoor (ROW) 802.11ac Wave 2, 2x2, Wall plate WLAN AP with single-gang wall bracket
PL-E430H00A-EG	e430H Indoor (EG) 802.11ac Wave 2, 2x2, Wall plate WLAN AP with single-gang wall bracket
PL-DUWLGNGB-WW	e430H Wall bracket single gang junction box
PL-SNWLGNGB-WW	e430H Wall bracket single gang junction box
PL-WALLMNTB-WW	e430H Wall bracket generic wall mounting of AP
AX-ETHJMPRA-WW	Flat Cat6 Ethernet Cable, 50mm
PL-DTSTANDB-WW	e430H Desktop Stand

LIMITED WARRANTY

Cambium Networks cnPilot e425 and e430H are covered by a limited lifetime hardware warranty for a period of 5 years after point of sale.

ABOUT CAMBIUM NETWORKS

Cambium Networks empowers millions of people with wireless connectivity worldwide. Its wireless portfolio is used by commercial and government network operators as well as broadband service providers to connect people, places and things. With a single network architecture spanning fixed wireless and Wi-Fi, Cambium Networks enables operators to achieve maximum performance with minimal spectrum. End-to-end cloud management transforms networks into dynamic environments that evolve to meet changing needs with minimal physical human intervention. Cambium Networks empowers a growing ecosystem of partners who design and deliver gigabit wireless solutions that just work.